



REPUBLIC OF NAURU
GOVERNMENT BUREAU OF STATISTICS

YOUTH MONOGRAPH

ANALYSIS OF THE 2011 NAURU
POPULATION AND HOUSING CENSUS



United Nations Population Fund
Pacific Sub-Regional Office



REPUBLIC OF NAURU
GOVERNMENT BUREAU OF STATISTICS



YOUTH MONOGRAPH

ANALYSIS OF THE 2011 NAURU
POPULATION AND HOUSING CENSUS



United Nations Population Fund
Pacific Sub-Regional Office



Preface



This youth monograph provides in-depth analysis of the characteristics of young people in Nauru, as captured through the 2011 Population and Housing Census. It examines the situation of young people compared to the total population, in particular, their transition to independence, education, health and wellbeing, and work and employment. It is one in a series of census monographs on topics where statistics and information are in high demand, the others being on fertility and on disability. This publication provides new information and analysis to complement these and the main report on the census published in 2013.

This monograph is an initiative of Statistics Nauru, made possible with the support of the United Nations Population Fund (UNFPA). The main target audiences are planners, policy and decision makers within the Nauru government, but the report should be of interest to anyone involved in youth and development issues. The findings and data can be used for policy and planning purposes, and the monitoring and evaluation of the National Sustainable Development Strategy 2005-2025 (revised October 2009), Nauru National Youth Policy 2009-2015, Millennium Development Goals (MDGs), Sustainable Development Goals (SDGs), and other relevant national policies and programmes.

I would like to acknowledge the work of Statistics Nauru staff, in particular, Lindsay Thoma, and the support provided by Jessica Gardner, UNFPA consultant, in the preparation of this report. The financial and technical support from our development partners for the 2011 census is greatly appreciated: the Australian Government through AusAID; the United Nations through UNFPA and the Secretariat of the Pacific Community (SPC). Finally, I would like to extend my appreciation to the people of Nauru who participated in the census, for without them, this publication would not have been possible.

Ipia Gadabu

Government Statistician

March 2015



Table of Contents



INTRODUCTION	7
SUMMARY OF KEY FINDINGS.....	8
YOUTH IN NAURU	10
YOUTH IN TRANSITION.....	13
Key findings	13
HEALTH AND WELLBEING	18
Key findings	18
Adolescent fertility	18
Mental health	20
Smoking	20
Disability	21
Sport	22
EDUCATION	23
Key findings	23
National goals and priorities	23
Current student population	24
Technical and vocational education and training (TVET)	29
Education outcomes	29
WORK AND EMPLOYMENT	31
Key findings	31
Types of work	34
Unemployment	35
Main occupations of young people	35
Industry	36
LOOKING FOR FURTHER INFORMATION?	38

LIST OF TABLES AND FIGURES

Table 1	Net and Gross Attendance Rates in Secondary Education, by sex and district, Nauru, 2011	27
Table 2	Number of students enrolled in secondary school, by sex, Nauru, 2006-2013.....	28
Table 3	Scholarships offered by Nauru government through donor partners, 2010-2014	28
Table 4	Number of students enrolled in secondary school TVET courses, Nauru, 2014.....	29
Table 5	Highest Education Level Reached (%), by age group, Nauru, 2011	30
Table 6	Key labour force indicators, Nauru, 2011.....	32
Table 7	Proportion of population in paid or unpaid work, by sex and age groups, Nauru, 2011	34
Table 8	Most common occupations for people aged 15-29, by sex, Nauru, 2011.....	36



Figure 1	Total population (number) and population growth (%)	11
Figure 2	Trends in age structure of population, Nauru, 1992-2011	13
Figure 3	Age-sex structure of the population, Nauru, 2011	14
Figure 4	Proportion of young people who have left school, by age, Nauru, 2011.....	15
Figure 5	Living arrangements of people aged 15-39, by sex, Nauru, 2011	15
Figure 6	Number of young people married or de facto, by sex, age 15-20 years, Nauru, 2011	16
Figure 7	Percentage (%) of women aged 15-30 who have given birth, Nauru, 2011	17
Figure 8	Adolescent fertility rate in Pacific island countries (latest year available)	19
Figure 9	Proportion of teenage women who have given birth, Nauru, 2011	20
Figure 10	Prevalence of smoking cigarettes, by sex and age group, Nauru, 2007	20
Figure 11	Age-sex structure of the population with a disability, Nauru, 2011	21
Figure 12	Number of young people with some form of disability, by type and age range, Nauru, 2011	22
Figure 13	Number of students at each level of education, by sex, Nauru, 2011	25
Figure 14	Education status of young people aged 13-18, Nauru, 2011.....	25
Figure 15	Age Specific School Attendance Rates, Nauru, 2011.....	26
Figure 16	Number of current secondary school students by age, Nauru, 2011.....	27
Figure 17	Literacy rates in Nauruan, by age group and sex, Nauru, 2011	30
Figure 18	Labour force participation rate, by sex and age groups, Nauru, 2011.....	32
Figure 19	Main activity of young people, by age, Nauru, 2011	33
Figure 20	Proportion of population age 15-34 who are full-time homemakers, by sex, Nauru, 2011	33
Figure 21	Main activity of young people aged 15-34, by sex, Nauru, 2011	34
Figure 22	Proportion of population age 15-34 who are unemployed or discouraged jobseekers, by sex, Nauru, 2011.....	35
Figure 23	Top 12 industries by number of people employed, Nauru, 2011	37



Introduction



Providing a quality education and appropriate opportunities for young people is central to development and the realization of human rights. Nauru's National Sustainable Development Strategy 2005-2025 aims to create a sustainable quality of life for all Nauruans. Investing in young people as the future business and community leaders of tomorrow, is central to that vision.

This report demonstrates the value of the population and housing census for tracking progress towards development goals and international commitments related to young people. It provides evidence that can be used to develop policies and programs so they address issues of highest priority. Many of the conclusions will be known but perhaps have not been easily quantified in the past. Some may even be a surprise. It is hoped that the results presented are of value and contribute to further research on the situation of young people in Nauru.

ABOUT THIS REPORT

This report presents findings under five themes:

1. Overview of Youth in Nauru
2. Youth in transition
3. Health and wellbeing
4. Education
5. Work and employment

The information is provided in a way that can be easily understood by people with limited experience in using statistics. Technical explanations are avoided in an effort to make it engaging and interesting. Every attempt has been made to ensure the information is not misleading, and is factually correct.

This report makes an important contribution to providing government officials with evidence for targeting public policies and programs. It is part of the national strategy to improve analysis, dissemination and use of population and development data as a factual basis for planning.



Summary of Key Findings



YOUTH IN TRANSITION

- A young and fast growing population increases demands for basic services, such as education and health
- An increasing number of young people will be seeking opportunities to work and study as they transition to adulthood
- A large proportion of teenagers have moved overseas
- The majority of young people remain in school until age 17 or 18, although by age 15 around on quarter (28% of males and 22% of females) had already left school
- Housing is limited and most young people continue to live with their parents or other relatives until they are aged in their 30s
- The average age at first marriage is 24.4 years old for men and 22.6 for women
- Starting a family at a young age is common - more than a quarter (28%) of women aged 19 have given birth to at least one child, and the majority of women have done so by age 22 (58%)

HEALTH AND WELLBEING

- Teenage pregnancy is a significant issue in Nauru, with a quarter of women starting childbearing by age 19
- Almost half of the mental health cases are young people aged less than 30 years, with schizophrenia being the most common illness
- More than half of young men and women smoke, presenting a significant risk to their current and future health
- Disability is closely linked with ageing, but there are a number of young people impacted by different forms of disability
- The most common form of disability among young people is related to difficulty with movement and mobility
- Sport plays an important role in youth development and there are opportunities to strengthen programs to reach more young people

EDUCATION

- Around four per cent of secondary school age children (age 13-18) have never been to school
- Most children remain in school until at least age 16, with boys tending to leave earlier than girls
- Almost 150 secondary and tertiary scholarships were granted between 2010-2014 to support young people to study in Fiji, Taiwan, Papua New Guinea, Thailand, New Zealand and Australia
- Most young people complete some secondary school and around
- Literacy rates in Nauruan are low (26.0% of Nauruan speaking population), particularly among young people (21.6%).
- There is a significant gender gap in Nauruan literacy with young women being more likely than men to be able to read and write fluently in the language.



WORK AND EMPLOYMENT

- Young people aged 15 to 34 are more than half of the labour force
- Few young people aged 15-24 are in paid work – 36% of men and 17% of women
- There are almost 200 people aged 15-19 who are neither in education or work
- Unemployment is highest among young people, especially for men aged 18 and 19
- Women are becoming full-time homemakers from an early age
- Protective service worker is the most common occupation for young men and women, as it is for the total population
- Other popular jobs for young men are as labourers, other elementary workers, refuse workers and building trade workers
- Young women tend to be primary / early childhood educators, clerks, and shop salespersons
- The share of jobs held by 15-24 year olds in each of the major industries ranges from 7.1 per cent in electricity generation, to 38.1 per cent of jobs in private security
- The largest sectors – mining and office administration – employ few young people and could be lobbied to increase opportunities through youth employment programs



Youth in Nauru



With a small and young population, investing in youth is recognized as key to creating a sustainable future for Nauru. A youth policy for the period 2009-2015 has been drafted, and, although it was never formally adopted by government, it guides the development and implementation of youth programs. The policy prioritises a number of vulnerable groups and outlines the issues they face:

- **Unemployed young people** – the limited labour market is not enough to see the large numbers of young people leaving school each year placed in full time employment. Suitable alternatives are needed to ensure they remain productive and can generate income.
- **School drop-outs and push-outs** – there is a growing concern about the high number of young people leaving school early because they are either not suited to formal education or are truant for other reasons. Incentives are needed to see them engage in productive activities.
- **Young people with disabilities** – more efforts are needed to ensure young people with disabilities are included and have the opportunities to maximise their achievements and participation in society.
- **Night shifters** – there is serious concern about the increased number of young people, referred to as ‘night shifters’, who roam the streets all night engaging in anti-social behaviour. They need to be targeted to re-channel their energies towards a more useful and healthy lifestyle.
- **Juvenile offenders** – a number of people aged 13-17 have re-offended. They cannot be placed in custody and so are given other consequences, such as fines and community service. Re-directing their energies into a more productive and law-abiding lifestyle is a priority.
- **Single parents** – an increasing number of young women are having children without being married and are being left to cope with raising their child alone. This can lead to psychological and emotional problems and an effective support system for these women is needed.
- **Young married couples** – marrying and starting a family at a young age can make it difficult to effectively carry out the responsibilities of parenthood and maintain a strong and stable relationship. Support systems for young families are needed to ensure they can perform their roles as parents effectively.

Where possible, this report provides valuable data from the census on the size and relative situation of these target groups.

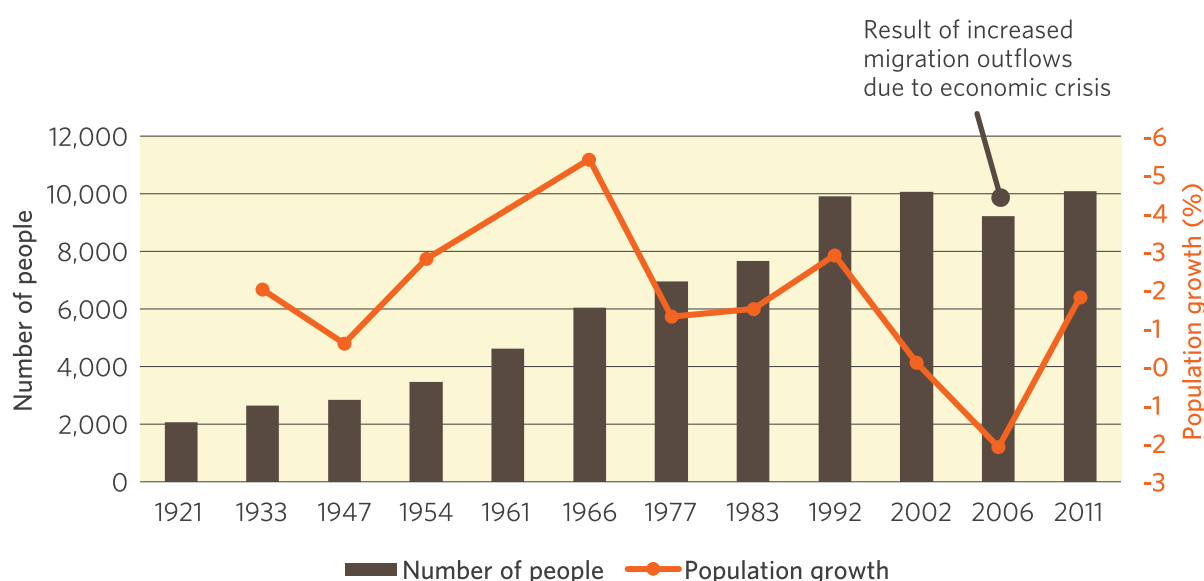


DEFINITION OF 'YOUTH'

The Nauru National Youth Policy defines youth as those aged 15-34, whereas international definitions concentrate on ages 15-24. This report presents information on the age groups most relevant to understanding the situation of young people. In most cases this is from the time they reach adolescence, around age 15, through to the mid to late 20s, after which they tend to have established their independence.

Nauru has a population of around 10,000 people (49% women). After rapid growth from the mid to late 20th century, the population remained around the same level for the last twenty years (Figure 1). However, an improving economy is leading families to have more children with the fertility rate increasing to 4.3 children per woman in 2010. This has significant policy implications, with demands for education and work opportunities also increasing. If fertility remains high and growth continues at the rates seen in recent years, the population is expected to double by the year 2038, reaching 20,000 people. It is anticipated that, overall, the population will age, and the proportion of people aged 15 will decrease. Currently, people aged 15-24 comprise 19.3 per cent of the total population of Nauru.

FIGURE 1 – TOTAL POPULATION (NUMBER) AND POPULATION GROWTH (%)



Source: National Report on Population and Housing Census 2011



The national youth policy outlines five objectives and strategies to achieve the vision of allowing young people to mobilise their creativity, energy and enthusiasm to improve their quality of life:

1. Develop skills and capacity of young people for self-sustenance
2. Facilitate and create income earning and employment opportunities for young people
3. Create and support social development programmes to improve lifestyles of young people
4. Create an enabling and supportive environment for sustainable and effective youth development
5. Contribute to quality and effective youth development programmes

Achieving these objectives requires coordination and collaboration between the main partners in youth development. These are the Directorate of Youth Affairs, the government agency responsible for youth policy, the Nauru National Youth Council, the peak non-governmental organization for youth, and other key stakeholders, such as ministries of education, health, justice, and community leaders, churches and youth groups.



Youth in Transition



There are important transitions that young people go through as they become independent adults. Some of these events begin to occur between the ages of 15 and 24, such as leaving school and entering the work force. Other significant transition points are moving out from the family home to live independently, getting married and having children. This chapter looks at how young people fit in to the overall population structure of Nauru and at what points they are likely to leave school, move from the family home to live independently, get married and start their own families.

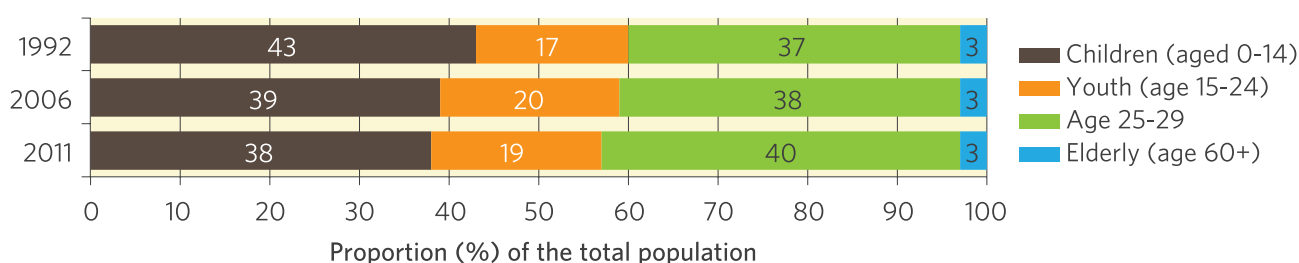
KEY FINDINGS

- A young and fast growing population increases demands for basic services, such as education and health
- Young people will be seeking opportunities to work and study as they transition to adulthood
- A large proportion of teenagers have moved overseas
- Most young people in Nauru have been to school – only 4% of males and 2% of females aged 10-24 have never attended school
- The majority of young people are remaining in school until age 17 or 18, although by age 15 around on quarter (28% of males and 22% of females) had already left school
- Housing is limited and most young people continue to live with their parents or other relatives until they are aged in their 30s.
- The average age at first marriage is 24.4 years old for men and 22.6 for women
- Starting a family at a young age is common. More than a quarter (28%) of women aged 19 have given birth to at least one child, and the majority of women have done so by age 22 (58%).

There are almost 2,000 young people aged 15 to 24 years living in Nauru at the time of the 2011 census. Nauru has a relatively young population, largely as a result of high fertility and relatively short life expectancy (57.5 years for men and 63.2 for women). Half are aged below 21.5 and those aged 15-24 represent 19 per cent of the total population (Figure 2).

Children and youth are over half the population

FIGURE 2 – TRENDS IN AGE STRUCTURE OF POPULATION, NAURU, 1992-2011



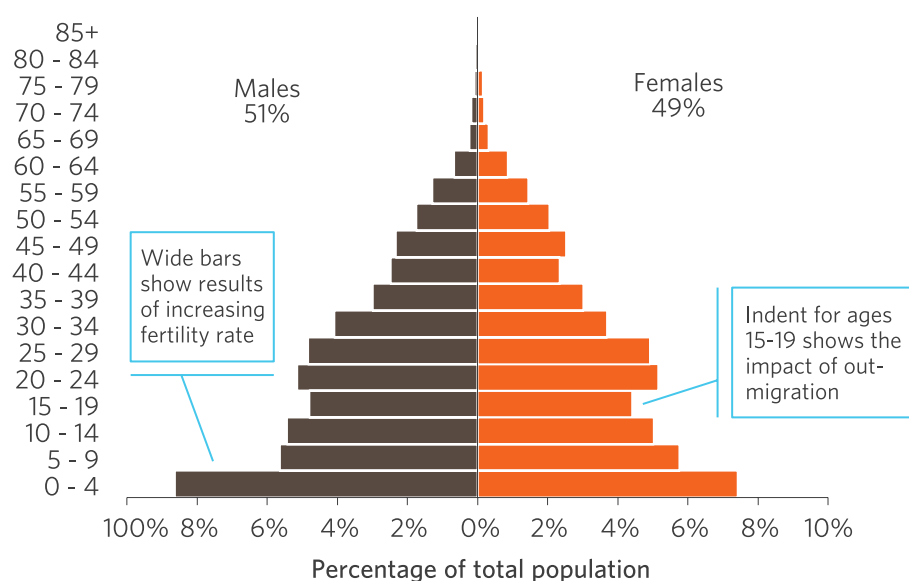
Source: 1992, 2006 and 2011 Nauru Population and Housing Census

Although the population has been growing since the last census in 2006, the relative proportion of people aged 15-24 has stayed much the same since 2006. It is higher than the global average of 17.7 per cent, and above the 18.7 per cent average for less developed countries. In 2010, the average for 15-24 year olds as a percentage of the total population in developed countries was 12.9 per cent.¹

The age-sex structure of the population (Figure 3) reveals important findings for the development of youth policies and programs:

- The dent visible for the age group 15-19 shows the high proportion of young people missing at the time of the census, most likely due to earlier out-migration of families in 2006 and because many families send their adolescent children overseas to attend secondary school. Given the limited education options in Nauru, government could consider how to create more opportunities for scholarships, as well as prepare young people for the experience of living overseas.
- There is a large proportion of children aged 0-4, which is the impact of recent increases in fertility. The larger numbers of children indicates that in the years to come, the target population for youth programs is likely to be significantly increased.

FIGURE 3 – AGE-SEX STRUCTURE OF THE POPULATION, NAURU, 2011



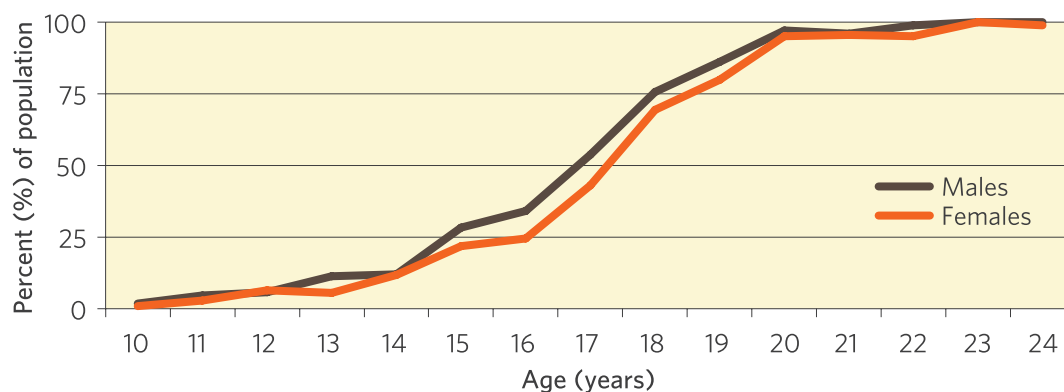
Source: 2011 Nauru Population and Housing Census

Leaving school

Most young people in Nauru have a school education – only 4% of males and 2% of females aged 10-24 have never attended school. Education is compulsory until age 18, but the age at which people leave varies and may depend on academic abilities, economic pressures to work or avoid the costs of school, or other factors. In 2011, around a quarter of those aged 15 were not attending school (28% of males and 22% of females). As Figure 4 shows, the majority of young people are remaining in school until age 17 or 18. Young men are more likely to leave early than young women, but the gender gap is not significant.

¹ United Nations Population Division. *World Population Prospects: The 2012 Revision*. Based on author's own calculations using data in the *Population by Age Groups – Both Sexes* data table available online at <http://esa.un.org/wpp/Excel-Data/population.htm> accessed March 2015.

FIGURE 4 - PROPORTION OF YOUNG PEOPLE WHO HAVE LEFT SCHOOL, BY AGE, NAURU, 2011

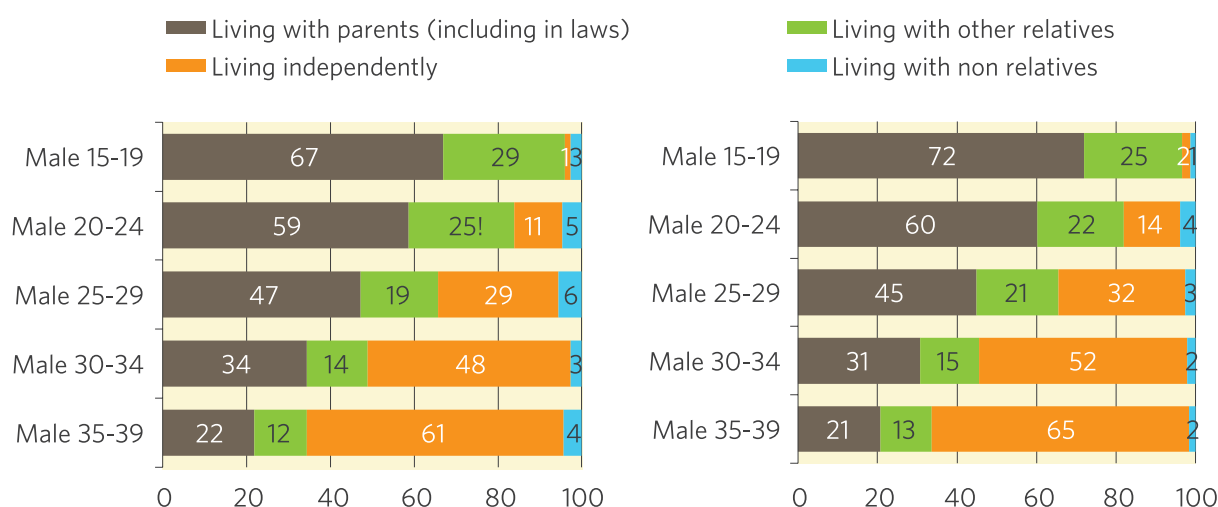


Source: 2011 Nauru Population and Housing Census

Living independently

Housing is limited in Nauru and on average there are six people in each household. This is reflected in the living arrangements of young people. The majority continue to live with their parents (including parents-in-law) or other relatives until they are in their 30s. There is little difference between men and women. Most young people do not live independently until they are aged in their 30s

FIGURE 5 – LIVING ARRANGEMENTS OF PEOPLE AGED 15-39, BY SEX, NAURU, 2011



Source: 2011 Nauru Population and Housing Census

Marriage

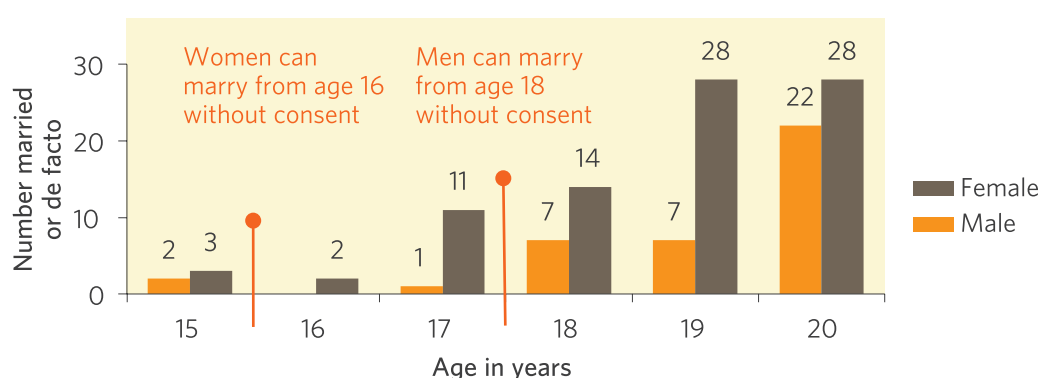
Marriage is a significant event in life leading to the creation of a new family nucleus, with the birth of children often to follow. The earlier people get married, the more likely they are to start childbearing at a young age and have a larger number of children, both being a risk to maternal and child health.

In 2011, the average age at first marriage is 24.4 years old for men and 22.6 for women. The tendency for women to get married at a younger age than men is typical and there has been little change over recent years. In 2006, the average age at first marriage for men and women was 24.3 years and 22.2 years respectively.

The legal age for marriage without consent is 18 years for men and 16 for women. If young people wish to marry before those ages, they need their parent's written consent.² As shown in Figure 5, marriage before age 17 is rare for men and women. Although few men aged 17 are married (1%), the proportion is much higher among 17 year old women (13%). The gender gap is widest at age 19 when less than one in ten (9%) of men are married, versus one third of women (33%).

Women are more likely to get married young

FIGURE 6 - NUMBER OF YOUNG PEOPLE MARRIED OR DE FACTO, BY SEX, AGE 15-20 YEARS, NAURU, 2011



Source: 2011 Nauru Population and Housing Census

De facto relationships are particularly popular among younger people, with 15 per cent of men and women aged 20-24 years in a de facto relationship, and 10 per cent of those aged 25-29. Overall, around eight per cent of people are in de facto relationships, up from four per cent in 2002.

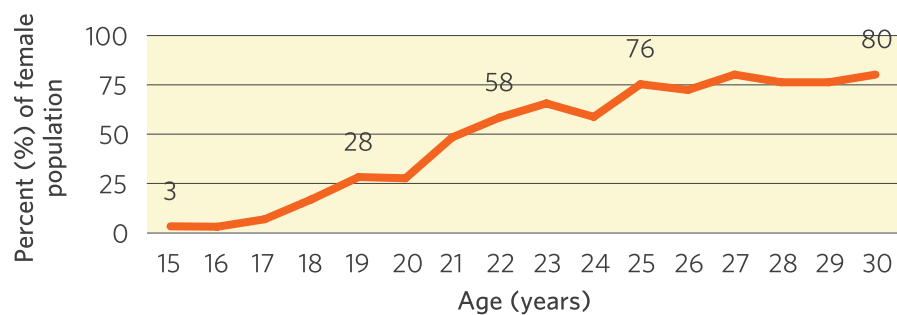
Birth of first child

The arrival of the first child is a major event in the lives of young people. The census asks every woman aged 15 and above if they have ever given birth, so we know the situation for women, but not for men. Starting a family early is common in Nauru, with the adolescent fertility rate being amongst the highest in the region at 81 births per 1,000 women aged 15-19.

As Figure 7 shows, more than a quarter (28%) of women aged 19 have given birth to at least one child, and the majority of women have done so by age 22 (58%). Almost all women (90%) give birth at some stage of their life and in Nauru most have done so by age 30 (80%). The health impacts of adolescent fertility are discussed in the next chapter.

² Births, Deaths & Marriages Act 1957

FIGURE 7 – PERCENTAGE (%) OF WOMEN AGED 15-30 WHO HAVE GIVEN BIRTH, NAURU, 2011



Source: 2011 Nauru Population and Housing Census

Religious affiliation

Spirituality is an important part of life in Nauru, with 97 per cent of the population being religious. The main religions are Nauruan Congregational (36% of people) and Roman Catholic (32%). There is not much difference between the religious tendencies of young people compared to the older generations, with the exception of The Assemblies of God church being slightly more popular among youth.



Health and Wellbeing



Good health is an essential ingredient for quality of life, social harmony and economic prosperity. The census is not the best source of data on health outcomes, with reports from the Ministry of Health and dedicated surveys, such as the demographic and health survey (DHS) conducted in 2007, providing more detailed information. There are, however, a number of important indicators that are available from the census. This includes population figures that illustrate changes in demand for health services, adolescent fertility, and prevalence of different types of disability and living conditions. Where readily available, data from other sources is referred to in order to provide a full picture of the health of young people in Nauru.

KEY FINDINGS

- Teenage pregnancy is a significant issue in Nauru, with a quarter of women starting childbearing by age 19
- Almost half of the mental health cases are young people aged less than 30 years, with schizophrenia being the most common illness
- More than half of young men and women smoke, presenting a significant risk to their current and future health
- Disability is closely linked with ageing, but there are a number of young people impacted by different forms of disability
- The most common form of disability among young people is related to difficulty with movement and mobility
- Sport plays an important role in youth development and there are opportunities to strengthen programs to reach more young people

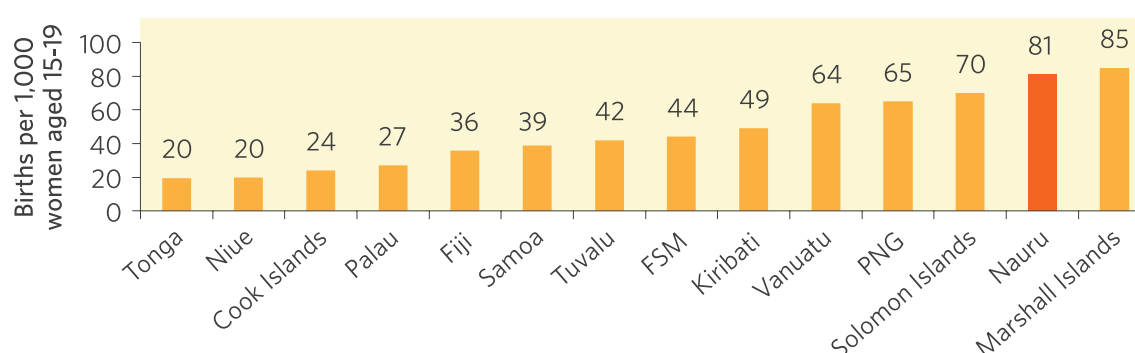
ADOLESCENT FERTILITY

Adolescent fertility refers to the proportion of young women aged 15-19 who have given birth. It is very high in Nauru at 81 births per 1,000 women aged 15-19; only second in the region to the Marshall Islands (85 per 1,000), representing a major health concern for youth (Figure 8).



Teenage pregnancy is a significant issue in Nauru

**FIGURE 8 – ADOLESCENT FERTILITY RATE IN PACIFIC ISLAND COUNTRIES
(LATEST YEAR AVAILABLE)**



Source: Pacific Islands Forum Secretariat, 2013 Millennium Development Goal Tracking Report; Nauru 2011 Population and Housing Census.

Starting childbearing at a young age can have a number of negative consequences. Research shows there are higher chances of mortality and morbidity for teenage mothers and their children. Teenage pregnancy and childbirth often results in young women having to end their education early, due to social stigma and/or so they can take care of the child. Early childbirth also extends the period of time over which women have children, possibly increasing the fertility rate.

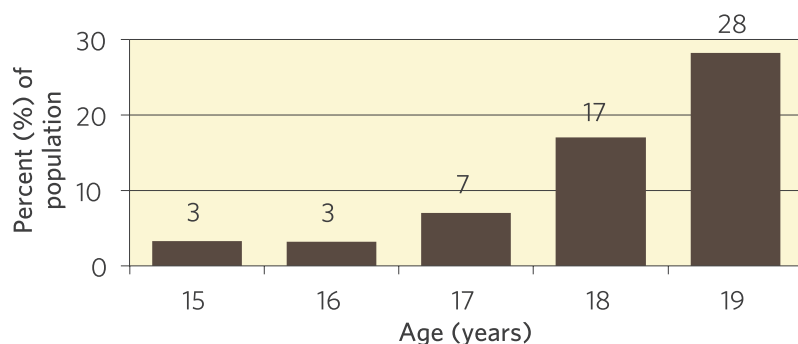
The census shows that the proportion of young women who have given birth at age 15 and 16 is fairly low at 3 percent (Figure 9). The census does not collect information on fertility from women aged less than 15 years. However, the Ministry of Health does and their 2011 report revealed an alarming finding. Of the 16 attendees at the antenatal clinic in 2011 who were younger than 15, nearly half of them (7) had experienced multiple pregnancies.³

Fertility rates increase significantly at age 18 and 19, with more than one quarter (28%) of 19 year olds having already given birth at the time of the census. This is an increase from what was observed through the DHS in 2007, when around 20 percent of women had begun childbearing by age 19.⁴ Ministry of Health reported that in 2011, 8.4% of pregnancies seen at the antenatal clinic were women aged 19 or less.

³ Nauru Ministry of Health Annual Report 2011.

⁴ Secretariat of the Pacific Community (SPC). 2009. Demographic and Health Survey 2007.

FIGURE 9 – PROPORTION OF TEENAGE WOMEN WHO HAVE GIVEN BIRTH, NAURU, 2011



Source: 2011 Nauru Population and Housing Census

MENTAL HEALTH

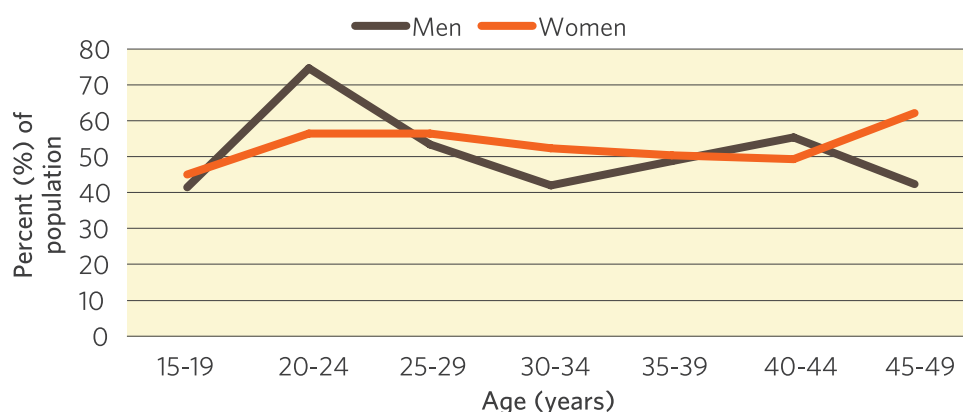
The mental health unit at the national hospital has dedicated nursing staff and a visiting psychiatrist. Mental illness amongst youth presents a particular challenge for Nauru, and is not only a health issue, but a socio-economic one.⁵ During 2011, there were around 90 patients treated at the mental health unit. A large proportion of these were aged 21-30 (31%) and age 11-20 (12%). Overall, the most common forms of mental illness are schizophrenia (21 cases) and adjustment disorder (10 cases).

SMOKING

Smoking cigarettes is common in Nauru for both women and men, and poses a significant risk to health. The DHS revealed that in 2007, rates of smoking were 49.6 per cent for men, and 53.0 per cent for women, and is highest among young people. Almost half of teenagers aged 15-19 smoke, and the majority of those in their 20s (Figure 10). Legislation and policies that provide disincentives to prevent people from starting smoking or to quit are needed to ensure better health outcomes for future generations.

Smoking is common amongst young men and women

FIGURE 10 – PREVALENCE OF SMOKING CIGARETTES, BY SEX AND AGE GROUP, NAURU, 2007



Source: 2007 Demographic and Health Survey

⁵ Nauru Ministry of Health Annual Report 2011.

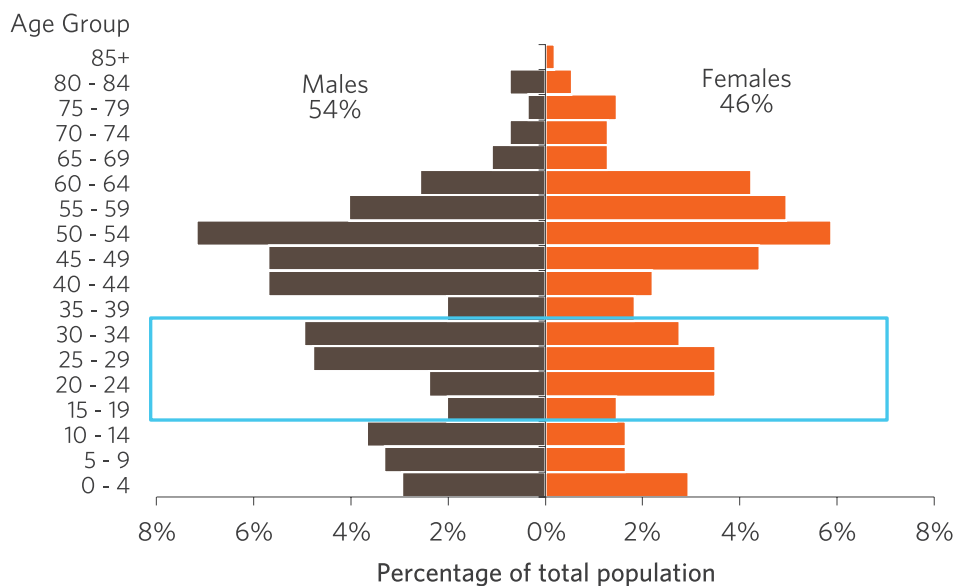
DISABILITY

Depending on the level of severity, people with a disability can function fully in society and enjoy the same opportunities as others. However, they may need particular tools or support to be able to do so. Around 5 percent of the total population reported some level of disability and 0.8% are severely disabled.

The prevalence of disability increases significantly with age, but a number young people are still affected. Around 2 percent of adolescents aged 15-19 have some form of disability and 3 percent of those aged 20-24. This increases to 5 percent for those aged 25-29 and 30-34.

There are 18 people aged 15-34 with a severe form of disability. As shown in the population pyramid below (Figure 11) disability is slightly more common among young men than young women. The cause of disability is not asked in the census, so it is not clear whether the condition is congenital or if it is related to accident or a health problem.

FIGURE 11 – AGE-SEX STRUCTURE OF THE POPULATION WITH A DISABILITY, NAURU, 2011

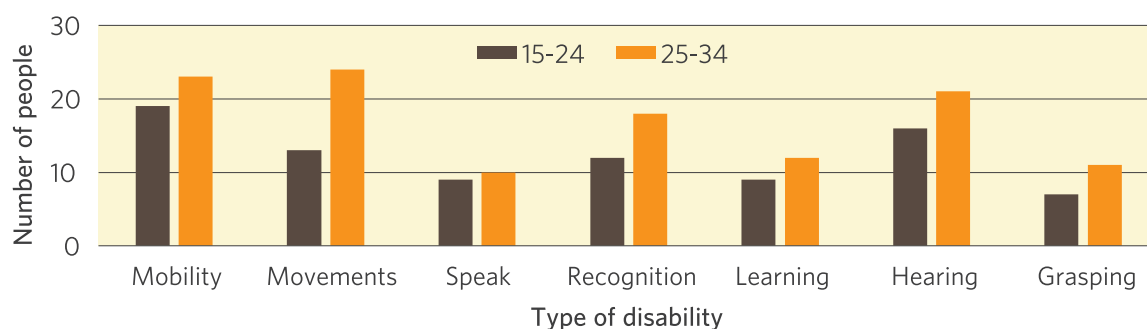


Source: 2011 Population and Housing Census

The most common form of disability is difficulty with movement and mobility. Hearing and seeing (recognition) are also fairly prevalent forms of disability. The situation of people with a disability is explored further in the disability monograph, another publication in this series.



FIGURE 12 – NUMBER OF YOUNG PEOPLE WITH SOME FORM OF DISABILITY, BY TYPE AND AGE RANGE, NAURU, 2011



Source: 2011 Population and Housing Census

SPORT

Sport plays a major role in life in Nauru and is an important part of youth development. The Department of Sports is responsible for coordinating government policy on sport. It works in conjunction with the ministries of health and education, and key organizations such as the Nauru National Sports Council, to improve quality of life through sports for all. One of the strategies for increasing involvement in sport is working with young people and encouraging top performers into the sports elite programme through scholarships with the Australian Institute of Sports.

Participation in sport is encouraged at all ages and levels through the Epon Keramen (EK) program. According to the Department of Sport's report on the EK program, the most popular organised sports across the community are tennis, softball, aerobics, table tennis, volleyball, and basketball. Participation in the EK activities is highest among youth (70% of participants) and men are more active than women.⁶ Although the program is having an impact and contributing to healthy lifestyles, the Department of Sport notes challenges with establishing a structured program in many communities, and a lack of volunteers and equipment. It is important that the government continue to develop and strengthen sports programs for young people to provide them with opportunities to be involved in healthy activities and to gain confidence and transferable skills, such as time management and team work.

⁶ Department of Sports, Report on fourth quarter of 2013/14 EK program.



Education



Education is central to the social and economic development of Nauru. From early childhood through to adult learning, formal and informal education provides fundamental knowledge and skills that influence all aspects of work and personal life. Key amongst these are the ability to read and write (literacy), work with numbers (numeracy) and the skills needed to function in everyday society.

KEY FINDINGS

- Around four per cent of secondary school age children (age 13-18) have never been to school
- Most children remain in school until at least age 16, with boys tending to leave earlier than girls
- Almost 150 secondary and tertiary scholarships were granted between 2010-2014 to support young people to study in Fiji, Taiwan, Papua New Guinea, Thailand, New Zealand and Australia
- Most young people complete some secondary school and around
- Literacy rates in Nauruan are low (26.0% of Nauruan speaking population), particularly among young people (21.6%).
- There is a significant gender gap in Nauruan literacy with young women being more likely than men to be able to read and write fluently in the language.

NATIONAL GOALS AND PRIORITIES

Nauru strongly values the importance of formal and informal education for young men and women at all levels; secondary school, vocational or tertiary education. The Nauru National Youth Policy (2009-2015) sets out target groups, including school drop-outs and push-outs, being those who have not received adequate formal education because they were either not academically oriented, and so have dropped out or as a result of continuous truancy tendencies, or they were pushed out because they could not cope with the pressures of formal education. There is a growing concern about the high number of young people in this category and urgent measures are needed to reduce its negative impact on social and economic development by providing incentives for them to engage in productive activities.

It is been reported under social sector in the National Sustainable Development Strategy (NSDS) 2005-2025 that significant progress has been made towards many of the education related goals set for 2008. Buildings have been refurbished, the new secondary school re-opened during the second term in 2011, the curriculum improved, and teacher training has been given priority. Goals that are lagging behind include achieving targets for university enrolment and for public health courses.

An extensive consultation with communities, business groups and individuals identified a number of priorities to support the social sector goals in relation to education and training. The Nauru's vision for education is to "improve the quality and broaden the scope and reach of education".

The Education Act 2011 provides important definitions for educational levels and ages:

- School-age child means a child who, on 1 January in any year is at least 4 years of age and under 18 years of age
- Primary education starts at pre-school, then prep, then Grades 1-6 (age 4-11)
- Secondary education is from grade 7 to 13 (age 12-18)
- Education is compulsory for school-age children

At the time of the 2011 census, the official age ranges for primary school were 7-12 years, and for secondary school, 13-18 years. Attendance rates are presented below based on these age ranges.

WHAT INFORMATION DOES THE POPULATION AND HOUSING CENSUS GATHER ABOUT EDUCATION?

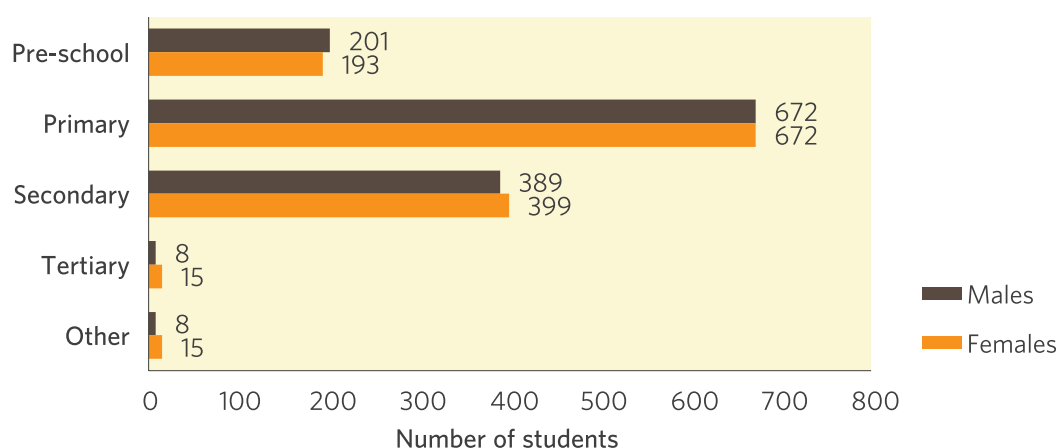
For all people aged five years or above, the 2011 Nauru Population and Housing Census gathered information on:

- current attendance at a formal education institution and level
- the highest level of education that each person has reached
- highest qualification obtained
- age at which they left school
- attendance and completion of technical or vocational training
- current involvement in tertiary studies, including field of study
- ability to read and write in Nauruan language

CURRENT STUDENT POPULATION

The population census shows that there were 2,572 people currently attending a formal education institution. The majority of students are attending primary school (1,344 pupils) and around 394 children attending pre-school (Figure 13). The secondary school population is around 788 students. There is a low participation in tertiary and other training programs with 23 people are attending tertiary institutions and the same number attending vocational courses.

FIGURE 13 - NUMBER OF STUDENTS AT EACH LEVEL OF EDUCATION, BY SEX, NAURU, 2011



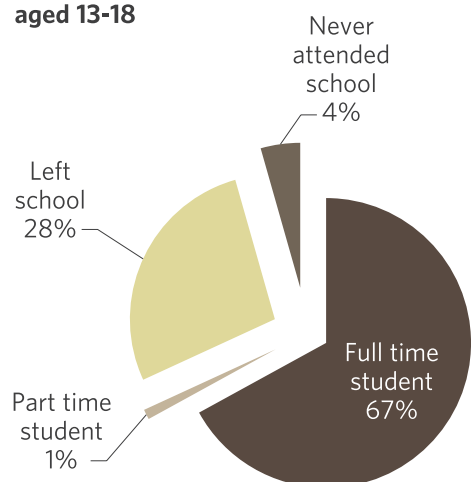
Source: 2011 Population and Housing Census

Who is missing out on an education?

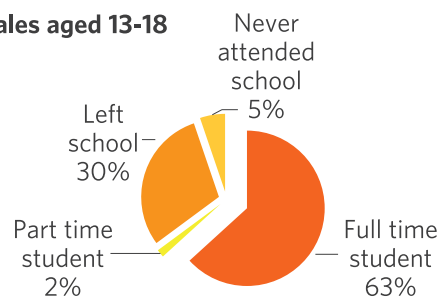
Aside from being census year, 2011 is also when the new education act was adopted and it became compulsory for children to attend school until they turn 18 years old. At the time of the census, the attendance status of those aged 13-18 years showed that about 50 young people have never been to school and more than a quarter have already left or finished school (Figure 14). There are more boys among who have never attended school are (32 males and 19 females) and these children are less likely to be living in the same household as their mother (67.3% live with their mother) than those who have attended school (73.3%).

FIGURE 14 – EDUCATION STATUS OF YOUNG PEOPLE AGED 13-18, NAURU, 2011

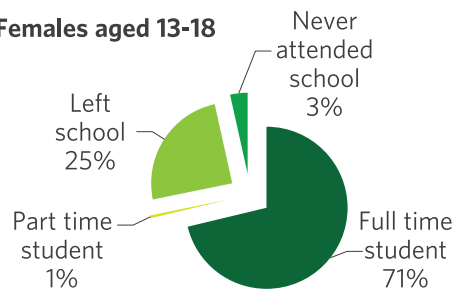
Total population aged 13-18



Males aged 13-18



Females aged 13-18



Source: 2011 Population and Housing Census

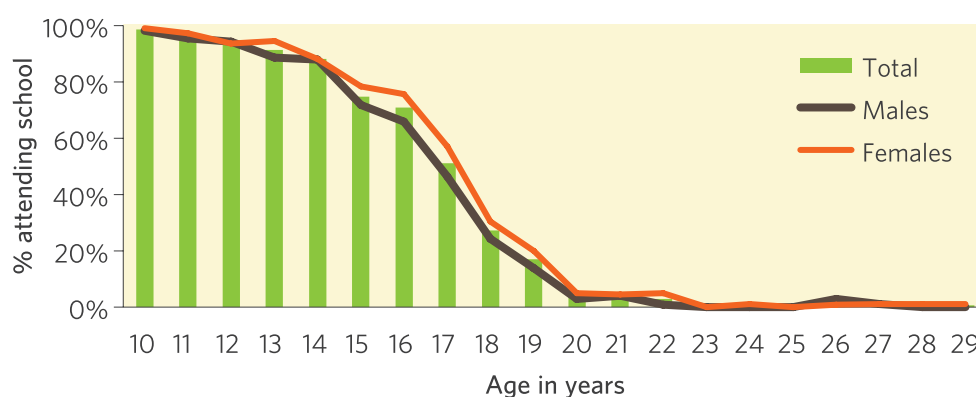
How long do young people remain in school?

Net and gross enrolment rates are important indicators of access to education. The Ministry of Education typically produces these statistics based on enrolment data collected at each school. The census asks about school attendance, which differs from enrolment (see Box 1). This provides another measure of access to education and the possibility to produce net and gross attendance rates.

As shown in Figure 15, almost all (99%) of boys and girls are attending school at age 10, but the proportion in school declines for every age group thereafter. By age 15, only three quarters (75%) of children are still in school. Boys tend to leave school earlier than girls.

Gender gap in school attendance begins around age 15

FIGURE 15 – AGE SPECIFIC SCHOOL ATTENDANCE RATES, NAURU, 2011



Source: 2011 Population and Housing Census

BOX 1 – SCHOOL ATTENDANCE VERSUS ENROLMENT – WHAT IS THE DIFFERENCE?

Enrolment and attendance are both measures of participation in the education system but they are not the same thing. The population census asks about attendance in education at the time at which the census was conducted (October 2011). On the other hand, enrolment tends to be based on records compiled at the start of the school year by the national education system.

It is possible to enrol in school but never attend. It is equally possible to attend school and not be enrolled. Given this, both attendance and enrolment are valuable and important indicators of the effectiveness of the education system.

Net attendance rates show that just over 63 per cent of children aged 13-18 years old were attending secondary school at the time of the census (59.6% of boys and 67.4% of girls). Gross attendance rates are slightly higher (68%), indicating that most secondary school students are within the official age range of 13 to 18 years. As Figure 16 shows, all were aged between 12 and 19, but the vast majority (93%) were aged 13 to 18.

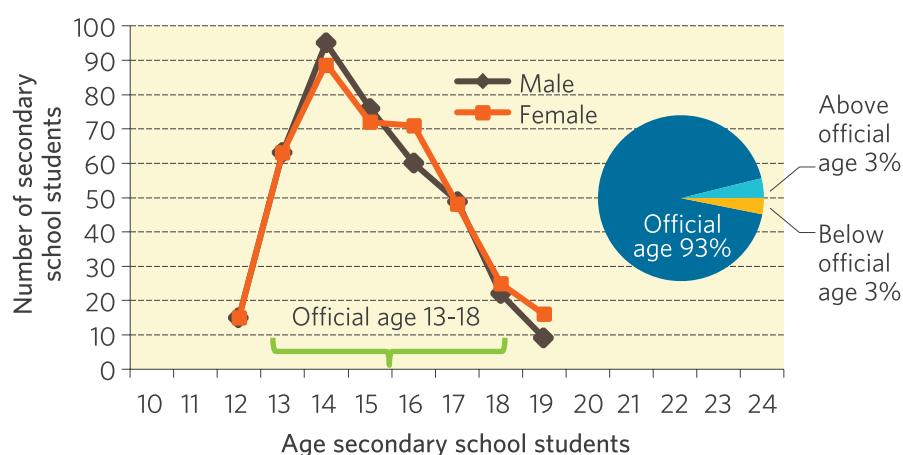
**TABLE 1 – NET AND GROSS ATTENDANCE RATES IN SECONDARY EDUCATION,
BY SEX AND DISTRICT, NAURU, 2011**

Districts	Net attendance ratio (NAR) - secondary school (%)			Gross attendance ratio (GAR) - secondary school (%)		
	Males	Females	Total	Males	Females	Total
Nauru (total)	59.6	67.4	63.3	63.6	73.1	68.0
Yaren	48.8	71.8	59.8	51.2	76.9	63.4
Boe	51.7	58.5	56.1	65.5	66.0	65.9
Aiwo	61.9	68.3	64.6	66.7	73.0	69.4
Buada	70.9	86.4	77.8	70.9	90.9	79.8
Denigomodu	53.3	41.7	48.1	53.3	41.7	48.1
Nibok	37.8	61.3	47.4	42.2	74.2	55.3
Uaboe	69.6	33.3	53.7	73.9	38.9	58.5
Baitsi	60.5	75.7	68.0	65.8	83.8	74.7
Ewa	80.0	90.3	84.5	82.5	93.5	87.3
Anetan	50.0	62.1	55.7	53.1	69.0	60.7
Anabar	57.1	66.7	60.9	60.7	72.2	65.2
Ijuw	50.0	71.4	57.1	57.1	71.4	61.9
Anibare	50.0	81.8	65.2	58.3	90.9	73.9
Meneng	62.1	67.1	64.8	65.2	72.4	69.0
Location	63.6	61.0	62.4	67.0	64.9	66.1

NOTE: Location is not a district, but considered a statistical unit area. Official age range used for calculating NAR and GAR is age 13 to 18 years old.

Source: 2011 Population and Housing Census

FIGURE 16 - NUMBER OF CURRENT SECONDARY SCHOOL STUDENTS BY AGE, NAURU, 2011



Source: 2011 Population and Housing Census

Administrative data from the education department shows secondary enrollments peaked in 2009 and 2010, as the government enforced compulsory attendance. Enrolments subsequently dropped in 2011, which may be due to an increasing number of students continuing their secondary education overseas, either with the support of a scholarship or private sponsorship.

TABLE 2 – NUMBER OF STUDENTS ENROLLED IN SECONDARY SCHOOL, BY SEX, NAURU, 2006-2013

	Male	Female	Total	Gender ratio
2006	418	384	802	0.92
2007	335	354	689	1.06
2008	396	420	816	1.06
2009	527	483	1,010	0.92
2010	524	510	1,034	0.97
2011	426	417	843	0.98
2012	510	444	954	0.87
2013	488	476	964	0.98

Source: Nauru Education Department

Almost 150 students have received scholarship sponsorship between 2010 and 2014, most of those being secondary level studies in Fiji (68 students). The remaining 82 students are undertaking tertiary studies in Fiji, Taiwan, Papua New Guinea, Thailand, New Zealand and Australia. The majority (67% of scholarship students are aged between 15 and 24.

TABLE 3 – SCHOLARSHIPS OFFERED BY NAURU GOVERNMENT THROUGH DONOR PARTNERS, 2010-2014

	Age group					Total
	15-19	20-24	25-29	30-34	35+	
Secondary studies in Fiji	53	15	0	0	0	68
Tertiary						
New Zealand (NZAID)	3	0	1	4	7	15
Australia	0	2	0	0	0	2
Taiwan	1	12	4	0	2	19
Thailand	0	4	2	1	0	7
Fiji and Papua New Guinea (AusAID)	0	12	7	3	16	38
Total	57	45	14	8	25	149

Source: Department of Education, CASE

TECHNICAL AND VOCATIONAL EDUCATION AND TRAINING (TVET)

In 2014, four types of TVET courses were offered to Year 11 and 12 secondary school students: construction, textiles, engineering and information and communication technology (ICT) (Table 4). All courses, except for textiles, have mainly male students, with females comprising 39 per cent of TVET students overall. ICT is the most popular course, followed by construction.

TABLE 4 – NUMBER OF STUDENTS ENROLLED IN SECONDARY SCHOOL TVET COURSES, NAURU, 2014

		Male	Female	Total	% Female
Year 11	Construction	29	14	43	33
	Textiles	0	19	19	100
	Engineering	23	5	28	18
	Information and Communication Technology (ICT)	26	23	49	47
	Total	78	61	139	44
Year 12	Construction	21	1	22	5
	Textiles	2	11	13	85
	Engineering	13	0	13	0
	Information and Communication Technology (ICT)	24	17	41	41
	Total	60	29	89	33
Total for Year 11 and 12		138	90	228	39

Source: Department of Education, CASE

EDUCATION OUTCOMES

An important development indicator is the highest level of education young people reach – also referred to as youth educational attainment. As shown in Table 2, most young people across all age groups reach some level of secondary school, however, few complete form 6 (now Grade 13). In the age group 15-24 years, women are reaching higher levels of education than men, with 22.5 per cent completing form 6, compared to only 14.7 per cent respectively. Some of those people are still in the formal education system and so could go on to achieve higher levels of education as they continue their studies.

The gender gap in education attainment of those aged 25-34, and those aged 35 and above, is narrow. Similar proportion so of men and women receive no schooling or only reach primary school level. For the older generations, men hold a slight advantage over women in terms of completing some tertiary education. However, the narrow gap for those aged 25 and 34 (3.8% of men and 3.7% of women reach tertiary/college or university) suggests that access and participation in further education is becoming close to equal.



TABLE 5 – HIGHEST EDUCATION LEVEL REACHED (%), BY AGE GROUP, NAURU, 2011

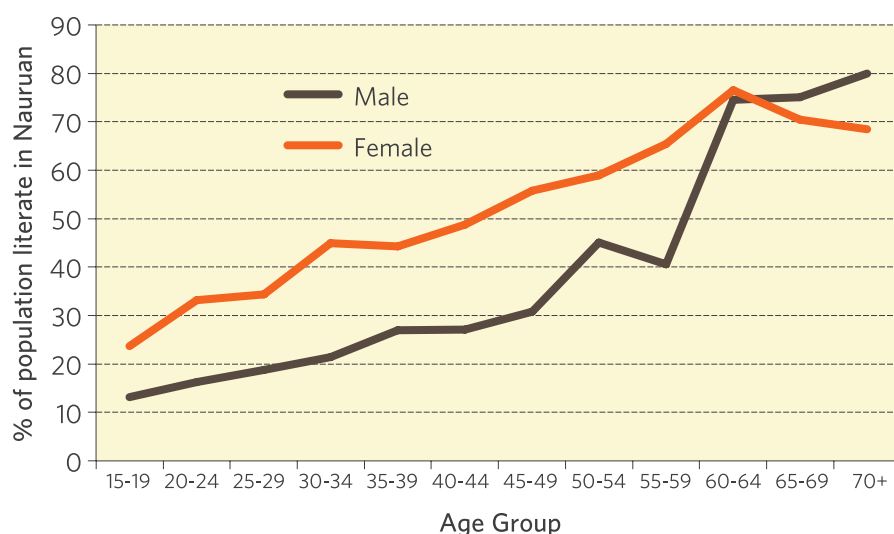
Education level	Age 15-24		Age 25-34		Age 35 and above	
	Men	Women	Men	Women	Men	Women
No schooling	4.6	2.8	2.4	1.2	2.2	2.3
Some primary	4.2	2.0	2.6	1.2	1.1	1.2
Primary grade 6	3.0	2.6	2.6	1.1	1.5	1.6
Some secondary	72.0	68.3	74.9	77.5	73.4	75.8
Secondary form 6	14.7	22.5	13.6	15.4	13.0	13.3
Tertiary/college	1.2	1.4	2.0	1.8	5.0	3.3
University	0.3	0.4	1.9	1.9	3.8	2.6
Total	100.0	100.0	100.0	100.0	100.0	100.0

Source: 2011 Population and Housing Census

Literacy in the Nauruan language

Literacy in Nauruan is low, with only 26 per cent of the population (18.9% of males and 33.1% of females) who speak Nauruan at home also being to also read and write fluently in the language. Youth literacy rates (age 15-24) are even lower, with 21.6 per cent of young people reading and writing fluently in Nauruan (14.7% of males and 28.7% of females). The graph of literacy rates by age group shown in the figure below clearly illustrate that the ability to read and write in Nauruan is being lost over time, with few among the younger generations being literate.

FIGURE 17 – LITERACY RATES IN NAURUAN, BY AGE GROUP AND SEX, NAURU, 2011



Source: 2011 Population and Housing Census

NOTE: the question on ability to read and write in Nauruan is only asked of the population who speak Nauruan at home (about 78% of the total resident population).



Work and Employment



Following the collapse of the economy in 2004, Nauru has experienced economic growth in recent years, largely due to construction and operation of the Australian-financed regional processing centre (RPC) for asylum seekers. The RPC was not re opened until after the 2011 census. Growth is expected to continue in 2014 and 2015 at rates of around 10 percent due to expansion of the RPC, higher government spending and liquidation of the Nauru Phosphates Royalties Trust.⁷ The main sectors of employment are in the mining industry or office administration.

KEY FINDINGS

- Young people aged 15 to 34 are more than half of the labour force
- Few young people aged 15-24 are in paid work – 36% of men and 17% of women
- There are almost 200 people aged 15-19 who are neither in education or work
- Unemployment is highest among young people, especially for men aged 18 and 19
- Women are becoming full-time homemakers from an early age
- Protective service worker is the most common occupation for young men and women, as it is for the total population
- Other popular jobs for young men are as labourers, other elementary workers, refuse workers and building trade workers
- Young women tend to be primary / early childhood educators, clerks, and shop salespersons
- The share of jobs held by 15-24 year olds in each of the major industries ranges from 7.1 per cent in electricity generation, to 38.1 per cent of jobs in private security
- The largest sectors – mining and office administration – employ few young people and could be lobbied to increase opportunities through youth employment programs

There are almost 4,000 people (2,425 men and 1,529 women) participating in the labour force, meaning they are either employed or unemployed. Young people make up a large proportion of those, with 15-24 year olds being almost a quarter (24%) of the labour force, and 25-34 year olds being a third (33%).

⁷ Asian Development Bank. 2014. *Asian Development Outlook 2014*.

Young people aged 15 to 34 are more than half of the labour force

TABLE 6 – KEY LABOUR FORCE INDICATORS, NAURU, 2011

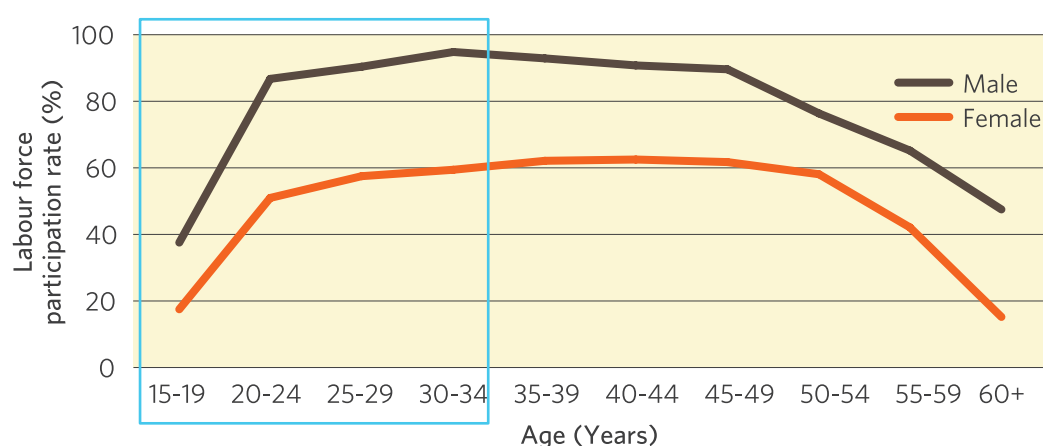
	Total population (aged 15+)			People age 15-24			People age 25-34		
	Male	Female	Total	Male	Female	Total	Male	Female	Total
Number employed*	1,907	1,139	3,046	369	154	523	683	378	1,061
Number unemployed	518	390	908	253	184	437	138	122	260
Labour force (employed + unemployed)	2,425	1,529	3,954	622	338	960	821	500	1,321
Labour force participation rate (%)	78.9	49.3	64.0	65.6	37.4	51.8	93.8	60.7	77.8
Paid employment to population ratio (%)	58.2	35.2	46.7	36.1	16.6	26.6	73.6	44.2	59.3
Unemployment rate (%)	21.4	25.5	23.0	40.7	54.4	45.5	16.8	24.4	19.7

* Employment includes unpaid, volunteer and subsistence work

Source: 2011 Nauru Population and Housing Census

Most young people have joined the labour force by the time they are aged in their 20s. As shown in Figure 9, there are distinct age and gender differences in participation in the labour force. Although the average participation is 78.9 percent for men and 49.3 percent for women, it peaks at ages 30-34 for men (94.8% in the labour force) and ages 40-44 for women (62.4%).

FIGURE 18 – LABOUR FORCE PARTICIPATION RATE, BY SEX AND AGE GROUPS, NAURU, 2011



Source: 2011 Nauru Population and Housing Census

People may be outside the labour force and not available for work for a number of reasons, such as being a full-time student, full-time homemaker, retired, not wanting to work, having a disability that prevents them from working, believing none is available, or being discouraged. Most people who are neither working nor studying gave the reason of 'other' when asked why they are not looking for work. Among 15-19 year olds, the main reason for not being in the labour force is that they are still students. For those aged 20-24, the main reason for women is being a full-time homemaker, and for men it is not wanting to work.

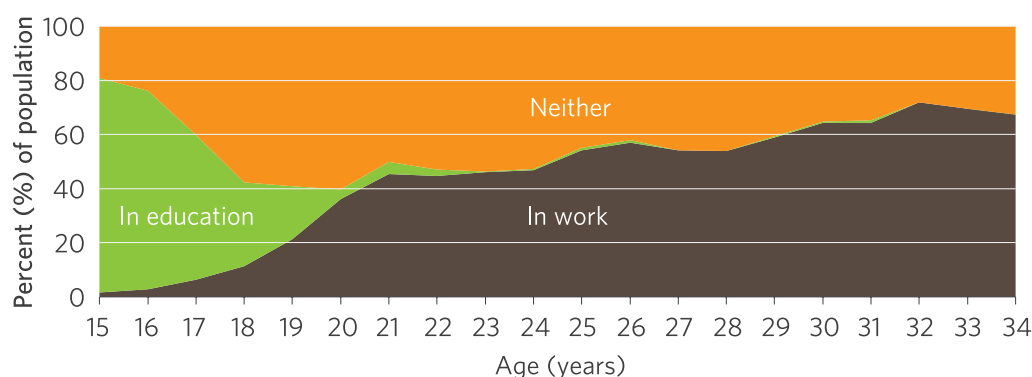
It is important that young people have the opportunity to be engaged in study or employment so they spend their time productively and develop their skills and confidence. Figure 10 shows the proportion of people at age 15 through to 34 engaged in education, work or neither. At the youngest end of the scale, the majority are

in education, as shown by the blue shading. The challenge youth face in gaining employment is evident in the chart below, with many in neither education nor work at ages 19 to 21.

Most at risk could be the 98 men and 79 women aged 15-19 who are neither in education or work. Thirty percent gave their reason for not being in the labour force as because they do not want to work. Without being occupied by study, work or home duties, these youth may need support and other options to spend their time constructively.

A large number of young people are neither studying or working

FIGURE 19 – MAIN ACTIVITY OF YOUNG PEOPLE, BY AGE, NAURU, 2011

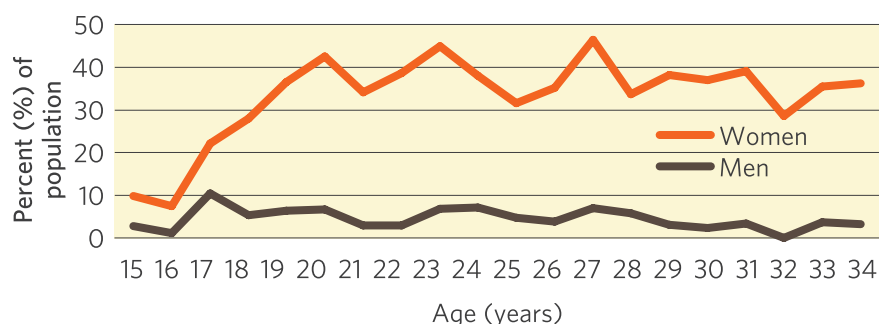


Source: 2011 Nauru Population and Housing Census

There are significant gender differences in the type of main activity people do, with more young women than men occupied with being a full-time homemaker, even from an early age. Half (50%) of men aged 20 are in work, compared to less than a quarter (22%) of their female counterparts, despite the fact most 20 year old women (73%) have not started having children yet. This illustrates that when opportunities are scarce, the labour market tends to favour men, leaving women to be primarily involved in home duties.

Women become full-time homemakers from an early age

FIGURE 20 – PROPORTION OF POPULATION AGE 15-34 WHO ARE FULL-TIME HOMEMAKERS, BY SEX, NAURU, 2011



Source: 2011 Nauru Population and Housing Census

TYPES OF WORK

The census allows everyone aged 15 and above to be classified into mutually exclusive categories relating to the type of paid or unpaid work they do or their reason for not participating in the labour force (e.g. student, retired, home duties). As shown in Table 1, few men and women age 15-24 are in paid work, only 34 and 16 per cent respectively. The tendency to be in paid work changes significantly as age increases, with 73 per cent of men aged 25-34 in paid work, and 42 per cent of women.

Few young people aged 15-24 are in paid work

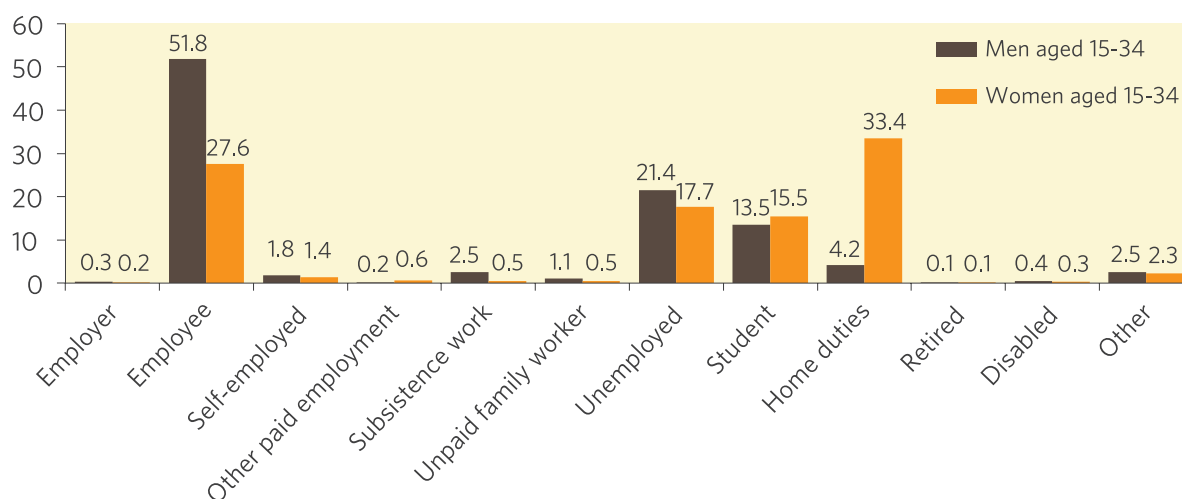
TABLE 7 – PROPORTION OF POPULATION IN PAID OR UNPAID WORK, BY SEX AND AGE GROUPS, NAURU, 2011

	Age 15-24				Age 25-34			
	Men		Women		Men		Women	
	Number	%	Number	%	Number	%	Number	%
Paid work	342	36	150	17	644	74	364	44
Unpaid work	27	3	4	0	39	4	14	2
Not working	579	61	750	83	192	22	446	54

Source: 2011 Nauru Population and Housing Census

Most young people are either employees, unemployed, full-time homemakers, or students (Figure 11). The distribution of main activities is similar as for the total population, with the main differences being that young people are more likely to be unemployed or students.

FIGURE 21 – MAIN ACTIVITY OF YOUNG PEOPLE AGED 15-34, BY SEX, NAURU, 2011



Source: 2011 Nauru Population and Housing Census

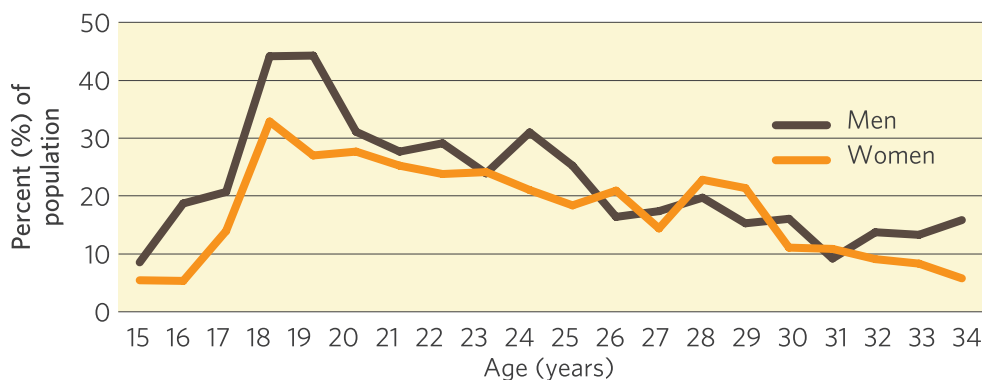
UNEMPLOYMENT

It is often difficult for school leavers, who have little or no work experience, to gain employment. This is especially so in Pacific island countries such as Nauru, where the economy is narrow and jobs are limited. The overall unemployment rate is 23 per cent (21.4% for men and 25.5% for women), but the problem is much worse for young people with a rate of 70 per cent for those aged 15-19.

Unemployment is a significant problem at the time of the census in 2011. Someone is unemployed if they do not have a job, they are actively looking for work and available to work should a job be offered to them. Some people are considered to be discouraged jobseekers, meaning they are available to work but have not been actively looking because they believe there is no work available or they feel discouraged. Figure 13 shows the proportion of people aged 15-34 who are unemployed or discouraged from looking for work.

Unemployment is highest amongst young people

FIGURE 22 – PROPORTION OF POPULATION AGE 15-34 WHO ARE UNEMPLOYED OR DISCOURAGED JOBSEEKERS, BY SEX, NAURU, 2011



Source: 2011 Nauru Population and Housing Census

Since the census, many new jobs have been created through the establishment of a regional processing centre (RPC) for people seeking asylum in Australia. The RPC employs ? local people, of which ? percent are aged between 15-34. It is likely that unemployment has fallen as a result of this change.

MAIN OCCUPATIONS OF YOUNG PEOPLE

The most commonly held occupation for both young men and women (age 15-29) is as a protective service worker. This is also the case for the total population, with 565 people in this type of job (19% women). Other popular jobs for young men in particular are as labourers, other elementary workers, refuse workers and building trade workers. Jobs popular among young women are primary or early childhood educators, clerks, and shop salesperson.

TABLE 8 – MOST COMMON OCCUPATIONS FOR PEOPLE AGED 15-29, BY SEX, NAURU, 2011

Occupation (based on 3 digit code)	Men	Women	Total
Protective services workers	245	49	294
Mining and construction labourers	52	1	53
Shop salespersons	24	25	49
Other elementary workers	39	4	43
Refuse workers	30	11	41
Primary / early childhood educators	5	27	32
General office clerks	5	26	31
Building trade workers	28		28
Transport and storage labourers	27	1	28
Cashiers and ticket clerks	3	23	26
Subsistence workers	24	1	25
Cleaners and helpers	5	19	24
Mobile plant operators	20	1	21
Health associate professionals	6	13	19
Machinery mechanics and repairers	19		19
Manufacturing labourers	18		18

Source: 2011 Nauru Population and Housing Census

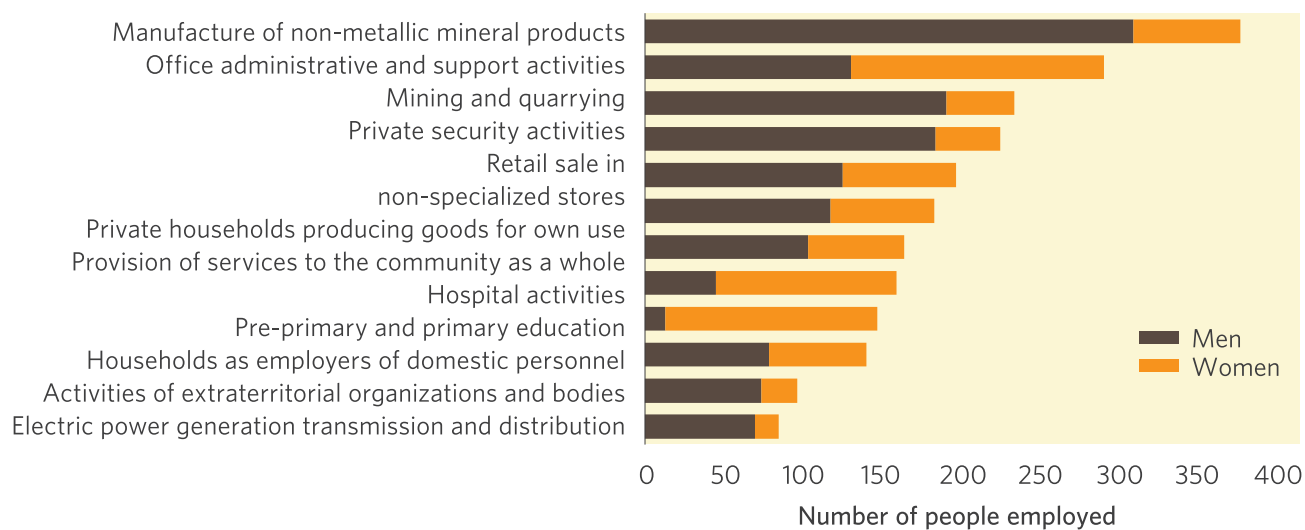
INDUSTRY

The largest sectors of employment in Nauru are the phosphate mining industry, public administration, and now the RPC. Given the growth in jobs associated with the RPC, Nauru is currently experiencing a labour shortage. However, creating new and sustainable employment opportunities must be a priority of government. Primary phosphate reserves are almost exhausted and secondary phosphate mining is anticipated to last up to 20 years.⁸ While being a major employer since its reestablishment in 2012, the future of the RPC presence on Nauru is dependent on Australian immigration policy, which has changed significantly under different past governments.

Figure 14 shows the largest employing industries at the time of the 2011 census. As noted above, young people aged 15-24 are underrepresented in employment compared to those aged 25 and above. The share of jobs held by 15-24 year olds in each of the major industries ranges from 7.1 per cent in electricity generation, to 38.1 per cent of jobs in private security. Sectors that employ few young people could be targeted for youth employment programs, possibly by offering more part time work or combining work experience with vocational education or training. Such sectors include the mining industry and public administration.

⁸ Asian Development Bank. 2014. *Asian Development Outlook 2014*.

FIGURE 23 – TOP 12 INDUSTRIES BY NUMBER OF PEOPLE EMPLOYED, NAURU, 2011



Source: 2011 Nauru Population and Housing Census



Looking for more information?




Statistics Nauru welcomes questions and requests for data on young people, the overall population, and any other aspect of Nauru's society, economy and environment. Feedback on this and other statistical products is greatly appreciated. Please contact the team at:

Statistics Nauru

Phone: (+674) 557 3133

Website: www.spc.int/prism/nauru







United Nations Population Fund
Pacific Sub-Regional Office

Level 6, Kadavu House,
Victoria Parade, Suva, Fiji

Private Mail Bag, Suva, Fiji

 +679 330 8022
 +679 331 2785
 pacificSRO@unfpa.org
 <http://pacific.unfpa.org>